



**Greenwood Police Department
2016 Annual Report**

Law Enforcement Code of Ethics

AS A LAW ENFORCEMENT OFFICER, my fundamental duty is to serve the community; to safeguard lives and property; to protect the innocent against deception, the weak against oppression or intimidation and the peaceful against violence or disorder; and to respect the constitutional rights of all people in liberty, equality and justice.

I WILL keep my private life unsullied as an example to all and will behave in a manner that does not bring discredit to me or to my agency. I will maintain courageous calm in the face of danger, scorn or ridicule; develop self-restraint; and be constantly mindful of the welfare of others. I will be honest in thought and deed both in my personal and official life; I will be exemplary in obeying the law and the regulations of my department. Whatever I see or hear of a confidential nature or that is confided to me in my official capacity will be kept ever secret unless revelation is necessary in the performance of my duty.

I WILL never act officiously or permit personal feelings, prejudices, political beliefs, aspirations, animosities or friendships to influence my decisions. With no compromise for crime and with relentless prosecution of criminals, I will enforce the law courteously and appropriately without fear or favor, malice or ill will, never employing unnecessary force or violence and never accepting gratuities.

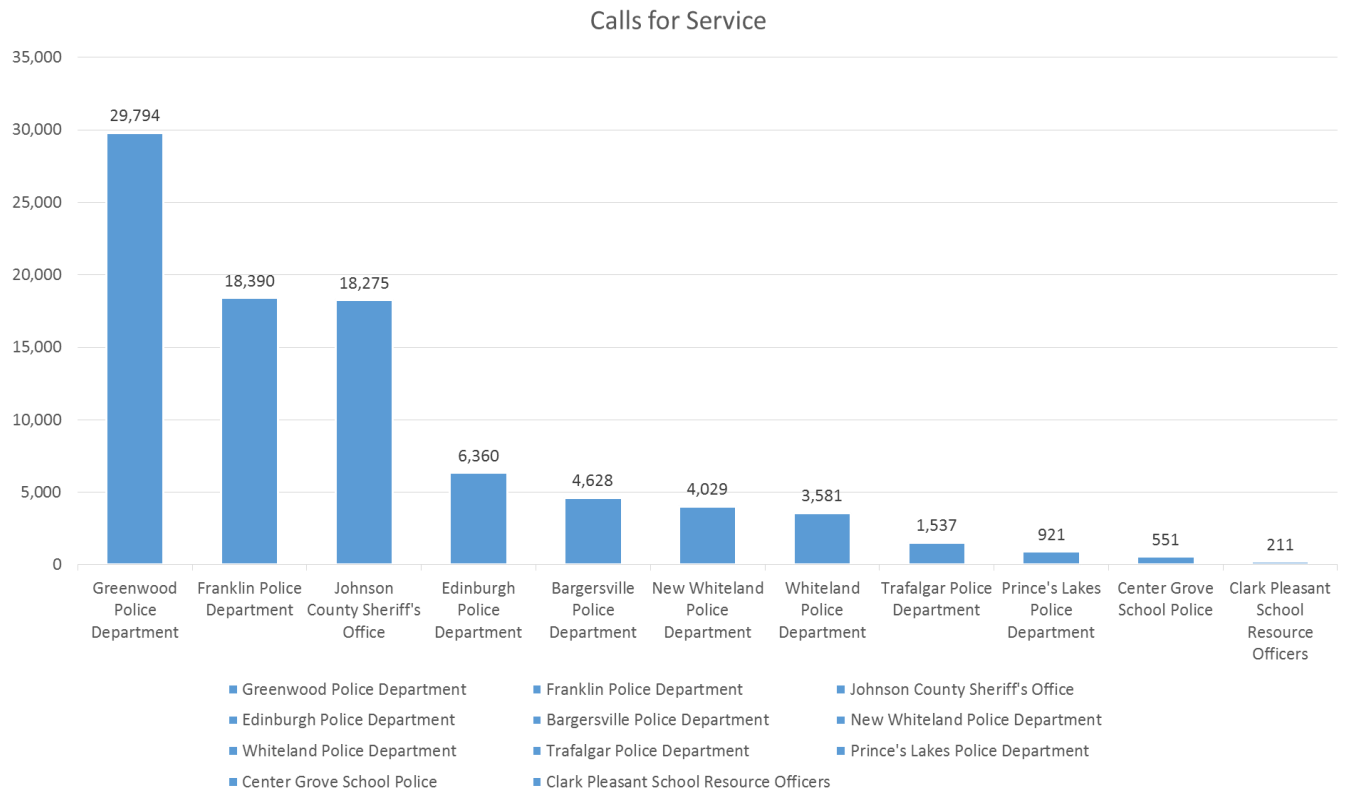
I RECOGNIZE the badge of my office as a symbol of public faith, and I accept it as a public trust to be held so long as I am true to the ethics of police service. I will never engage in acts of corruption or bribery, nor will I condone such acts by other police officers. I will cooperate with all legally authorized agencies and their representatives in the pursuit of justice.

I KNOW that I alone am responsible for my own standard of professional performance and will take every reasonable opportunity to enhance and improve my level of knowledge and competence.

2016 County Police Run Statistics

Greenwood is the busiest police agency in Johnson County. With over 29,700 runs per year. That averages 82 runs per day for our officers.

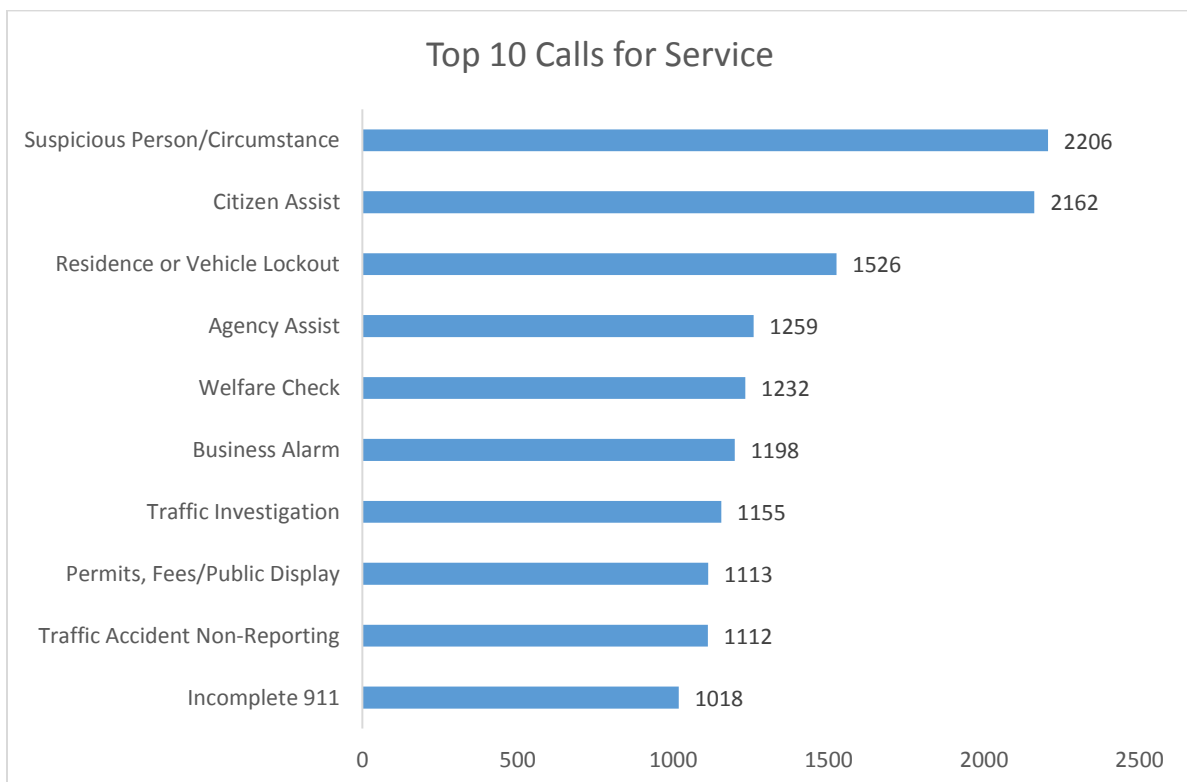
Agency	2016 Runs	2016%	Calls/Day
Greenwood Police Department	29,794	34%	82
Franklin Police Department	18,390	21%	50
Johnson County Sheriff's Office	18,275	21%	50
Edinburgh Police Department	6,360	7%	17
Bargersville Police Department	4,628	5%	13
New Whiteland Police Department	4,029	4%	11
Whiteland Police Department	3,581	4%	10
Trafalgar Police Department	1,537	2%	4
Prince's Lakes Police Department	921	1%	2
Center Grove School Police	551	1%	1.5
Clark Pleasant School Resource Officers	211	>1%	1
Total:	88,277		241.5



Police Call Types

The following are the Top 10 call types that Greenwood officers dealt with in 2016. These represent the most frequent type of calls officers respond to. Total number of calls in 2016 were 29,794.

CALLS FOR SERVICE	TOTAL
Suspicious Person/Circumstance	2206
Citizen Assist	2162
Residence or Vehicle Lockout	1526
Agency Assist	1259
Welfare Check	1232
Business Alarm	1198
Traffic Investigation	1155
Permits, Fees/Public Display	1113
Traffic Accident Non-Reporting	1112
Incomplete 911	1018



Criminal Arrests

The most common arrest type, re-arrest adult/warrant, occurs when an officer encounters a fugitive. Driving while suspended, the second most common type, is a direct result of traffic enforcement.

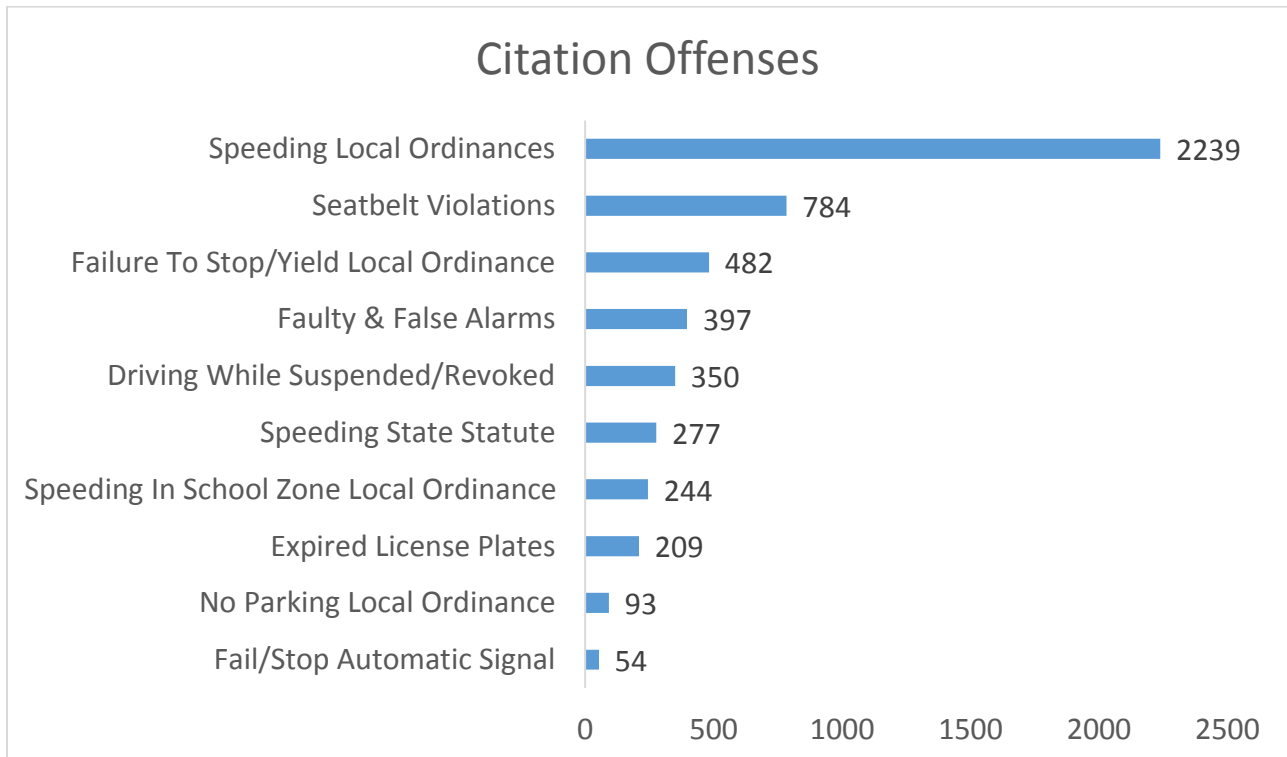
ARREST OFFENSES	TOTAL
Re-Arrest Adult/Warrant	527
DWS/Prior Conviction 10 Years	320
Conversion	205
Reckless Possession of Paraphernalia	191
Theft/Receiving Stolen Property	166
Possession of Marijuana/Hashish	155
Driving W/O A License (Never)	147
OUI Intoxicated/Controlled Substance	117
Domestic Battery	104
Battery	85



Tickets

The following are the top 10 types of tickets issued in 2016.

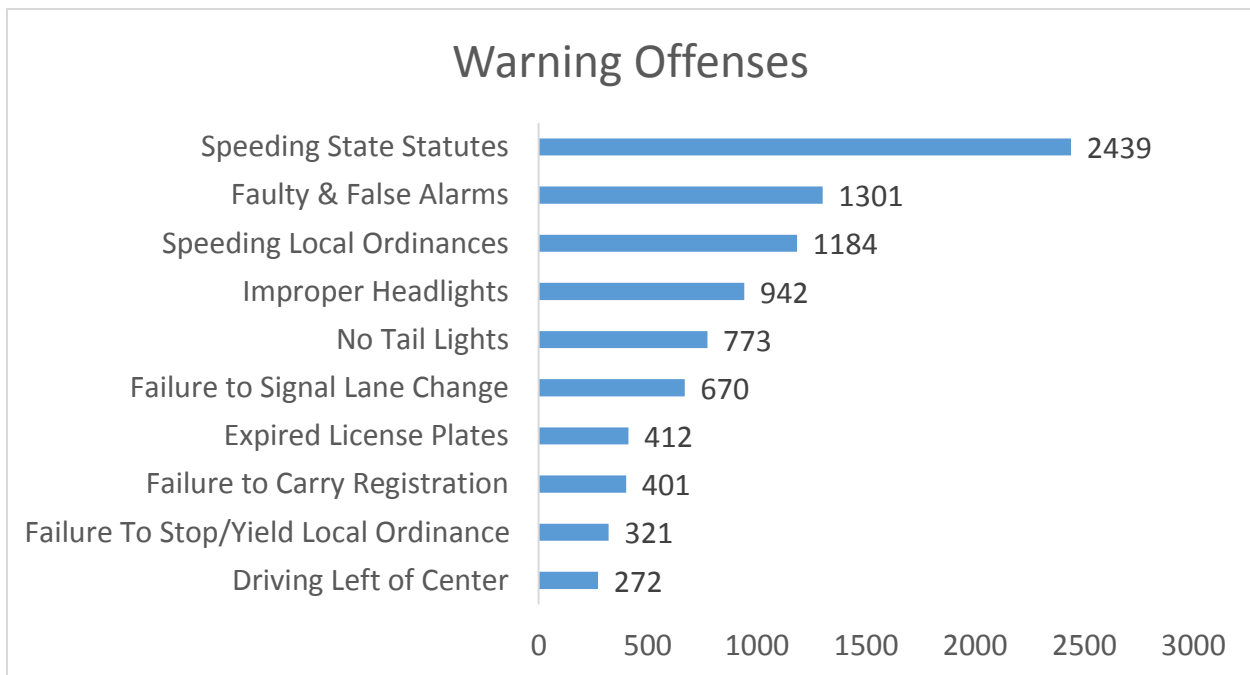
CITATION OFFENSES	TOTAL
Speeding Local Ordinances	2239
Seatbelt Violations	784
Failure To Stop/Yield Local Ordinance	482
Faulty & False Alarms	397
Driving While Suspended/Revoked	350
Speeding State Statute	277
Speeding In School Zone Local Ordinance	244
Expired License Plates	209
No Parking Local Ordinance	93
Fail/Stop Automatic Signal	54



Warning Tickets

The following are the top 10 types of warning tickets issued. As with most police agencies, Greenwood officers issue more warnings than tickets.

WARNING OFFENSES	TOTAL
Speeding State Statutes	2439
Faulty & False Alarms	1301
Speeding Local Ordinances	1184
Improper Headlights	942
No Tail Lights	773
Failure to Signal Lane Change	670
Expired License Plates	412
Failure to Carry Registration	401
Failure To Stop/Yield Local Ordinance	321
Driving Left of Center	272

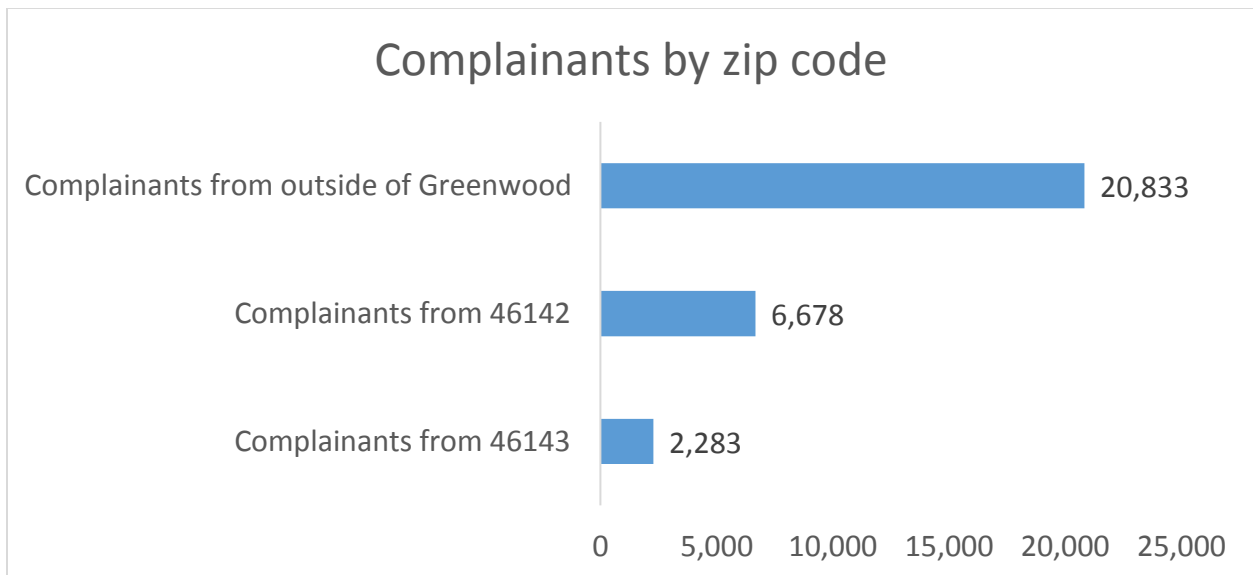


There are multiple state statutes that apply to speeding. You will notice the most common warning ticket is issued for speeding.

Complaints by zip code

Last year we showed that a majority of those arrested within the City Limits of Greenwood are actually from outside of the city. This year we've decided to see how many of our residents actually call to report an incident, whether it be a crime or not. Below you will see that nearly 70% of the calls for service in 2016 are from individuals that live outside of Greenwood zip codes (46142 and 46143).

Complainants by zip code	
Complainants from outside of Greenwood	20,833
Complainants from 46142	6,678
Complainants from 46143	2,283

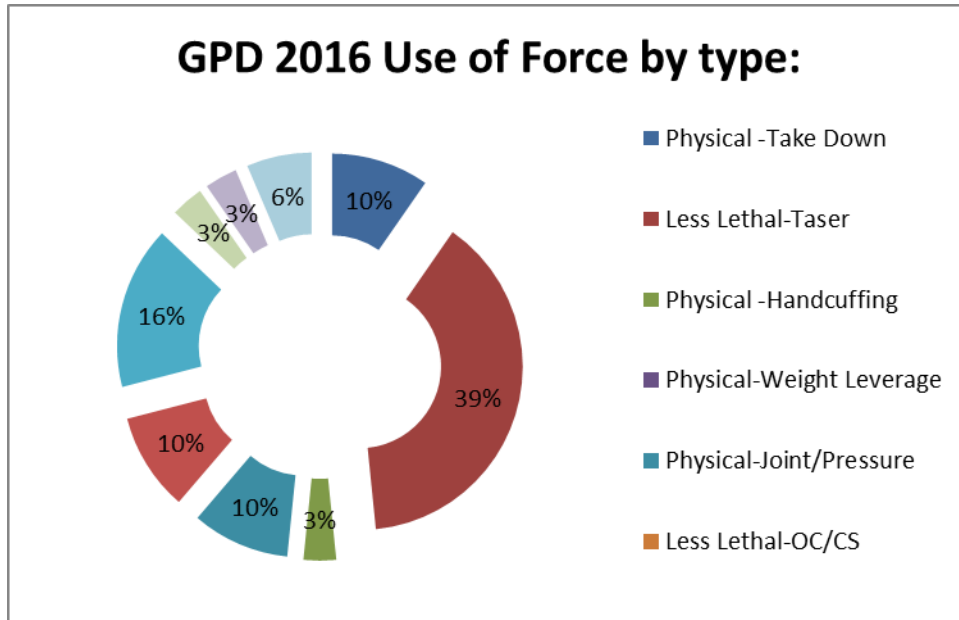


FBI Reported Crimes

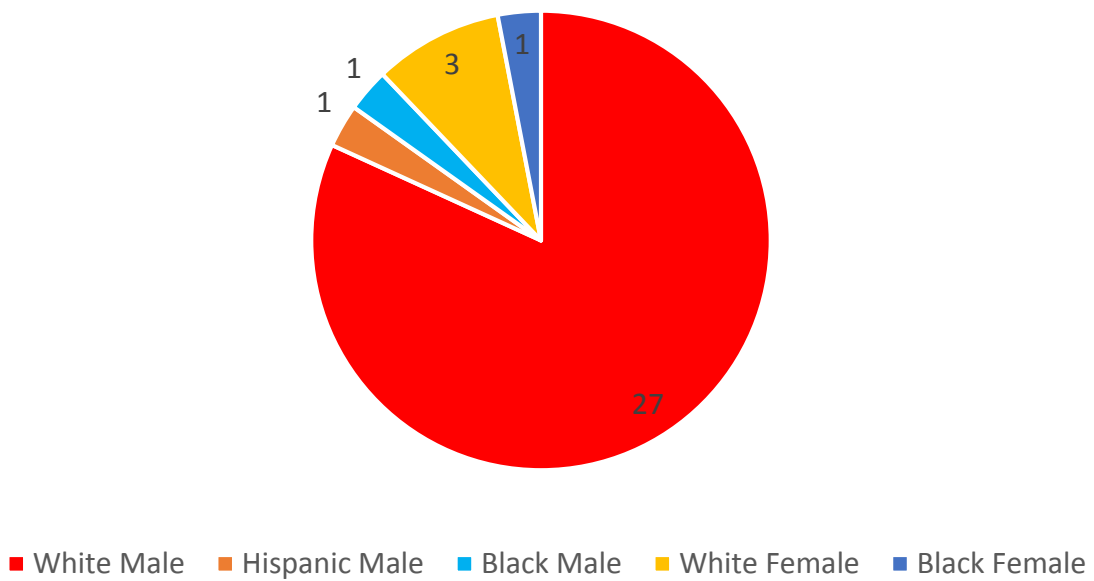
The Greenwood Police Department participates in the FBI Uniform Crime Report. Here are the figures that have been reported since 2005. The 2015 report was not published at time of this document. The numbers reported to the FBI are denoted below. Click on the link to view the [FBI Uniform Crime Report](#).

Year	Population	Violent Crime	Murder	Forcible Rape	Robbery	Aggravated Assault	Property Crime	Burglary	Larceny/Theft	Vehicle Theft	Arson
2016	56,545 est	236	2	0	16	218	1,928	171	1,613	141	3
2015	55,472 est	211	2	2	19	188	2,076	154	1,791	134	2
2014	54,491 est	193	0	2	14	177	1,921	173	1,639	109	0
2013	53,208	200	1	1	9	189	1,908	175	1,654	88	5
2012	51,746	191	1	3	19	168	1,809	207	1,543	59	3
2011	50,045	177	2	0	24	151	1,777	130	1,570	77	4
2010	49,847	179	0	3	21	155	1,772	113	1,602	57	8
2009	49,136	189	0	2	15	172	1,896	154	1,672	70	8
2008	47,770	189	0	5	15	169	1,831	106	1,623	102	10
2007	46,063	141	1	2	15	123	1,763	121	1,554	88	5
2006	42,516	157	2	6	15	134	1,629	134	1,417	78	7

Use of Force Reporting



Use of Force Against Non-Compliant Offenders by Sex and Race



Use of Force Reporting continued

	Date	Force Used	Offender Race	Offender Sex
1	1/2/2016	Taser	W	M
2	1/12/2016	Taser	W	M
3	1/24/2016	Physical Pressure	W	M
4	1/28/2016	K9 Bite	W	F
5	1/30/216	Other 40 mm stun	W	M
6	3/3/2016	Physical Take Down	W	M
7	3/19/2016	Taser	W	M
8	3/22/2016	Physical Joint	W	M
9	3/29/2016	Physical Hand Cuffing	W	M
10	4/5/2016	Other dry stun order	W	M
11	4/12/2016	Physical Other	W	M
12	4/13/2016	Physical Joint	W	F
13	4/23/2016	K9 Bite	W	M
14	5/17/2016	K9 Bite	W	M
15	5/27/2016	Physical Take Down	W	M
16	5/29/2016	Taser	W	M
17	6/8/2016	Taser	W	M
18	6/27/2016	Non-leathal Firearm	W	M
19	7/2/2016	Taser	W	M
20	8/1/2016	Physical Other	W	M
21	8/3/2016	Physical Other	W	M
22	8/5/2016	Physical Other	B	M
23	8/25/2016	Taser	W	M
24	8/25/2016	Taser	W	M
25	9/25/2016	Taser	H	M
26	10/11/2016	Taser	W	M
27	10/11/2016	Taser	B	F
28	10/22/2016	Physical Take Down	W	M
29	11/8/2016	Physical Take Down	W	M
30	11/8/2016	Physical Take Down	W	F
31	12/5/2016	Physical Other	W	M
32	12/10/2016	Leathal Firearm	W	M
33	12/24/2016	Taser	W	M