


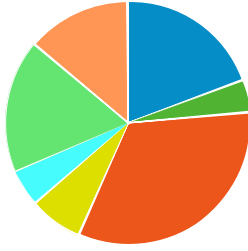
< script type='text/javascript'>\$(function(){ \$('contact').hide(); });



## Greenwood, Indiana Expenditures

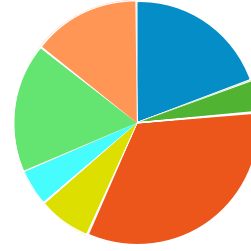
Consumer Expenditures Report (Greenwood, Indiana)

### Apparel(2018)



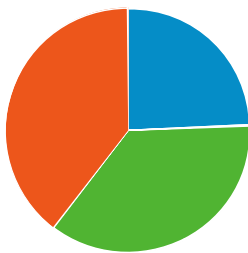
	\$ PER HOUSEHOLD	TOTAL \$000'S
<b>Total</b>	<b>\$1,995</b>	<b>\$45,655</b>
Men's Apparel	\$385	\$8,817
Boys' Apparel	\$86	\$1,988
Women's Apparel	\$657	\$15,042
Girls' Apparel	\$140	\$3,224
Infants Apparel	\$96	\$2,218
Footwear	\$351	\$8,036
Apparel Services and Accessories	\$276	\$6,330

### Apparel(2023)



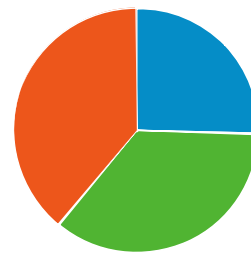
	\$ PER HOUSEHOLD	TOTAL \$000'S
<b>Total</b>	<b>\$2,172</b>	<b>\$52,785</b>
Men's Apparel	\$420	\$10,204
Boys' Apparel	\$94	\$2,289
Women's Apparel	\$716	\$17,411
Girls' Apparel	\$152	\$3,709
Infants Apparel	\$105	\$2,551
Footwear	\$371	\$9,022
Apparel Services and Accessories	\$312	\$7,598

### Entertainment(2018)



	\$ PER HOUSEHOLD	TOTAL \$000'S
<b>Total</b>	<b>\$3,218</b>	<b>\$73,631</b>
Fees And Admissions	\$786	\$17,996
Video And Audio Equipment	\$1,160	\$26,547
Recreational Equipment And Supplies	\$1,271	\$29,087

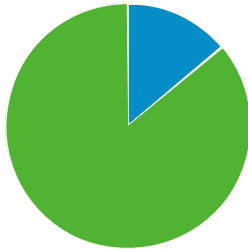
### Entertainment(2023)



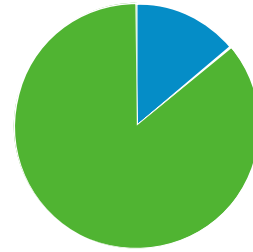
	\$ PER HOUSEHOLD	TOTAL \$000'S
<b>Total</b>	<b>\$3,507</b>	<b>\$85,214</b>
Fees And Admissions	\$893	\$21,703
Video And Audio Equipment	\$1,246	\$30,280
Recreational Equipment And Supplies	\$1,367	\$33,230

### Education(2018)

### Education(2023)

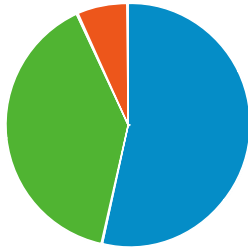


	\$ PER HOUSEHOLD	TOTAL \$000'S
<b>Total</b>	<b>\$2,072</b>	<b>\$47,406</b>
<b>Books And Supplies</b>	<b>\$289</b>	<b>\$6,628</b>
<b>Tuition</b>	<b>\$1,782</b>	<b>\$40,777</b>



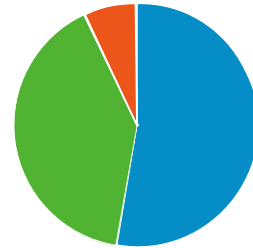
	\$ PER HOUSEHOLD	TOTAL \$000'S
<b>Total</b>	<b>\$2,379</b>	<b>\$57,802</b>
<b>Books And Supplies</b>	<b>\$332</b>	<b>\$8,080</b>
<b>Tuition</b>	<b>\$2,046</b>	<b>\$49,722</b>

### Food and Beverages(2018)



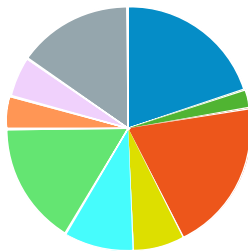
	\$ PER HOUSEHOLD	TOTAL \$000'S
<b>Total</b>	<b>\$8,411</b>	<b>\$192,427</b>
<b>Food At Home</b>	<b>\$4,501</b>	<b>\$102,989</b>
<b>Food Away From Home</b>	<b>\$3,338</b>	<b>\$76,373</b>
<b>Alcoholic Beverages</b>	<b>\$571</b>	<b>\$13,065</b>

### Food and Beverages(2023)



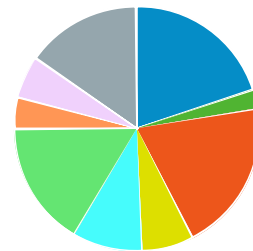
	\$ PER HOUSEHOLD	TOTAL \$000'S
<b>Total</b>	<b>\$9,010</b>	<b>\$218,873</b>
<b>Food At Home</b>	<b>\$4,747</b>	<b>\$115,328</b>
<b>Food Away From Home</b>	<b>\$3,630</b>	<b>\$88,183</b>
<b>Alcoholic Beverages</b>	<b>\$632</b>	<b>\$15,361</b>

### Gifts(2018)



	\$ PER HOUSEHOLD	TOTAL \$000'S
<b>Total</b>	<b>\$1,407</b>	<b>\$32,206</b>
<b>Gifts Of Apparel</b>	<b>\$279</b>	<b>\$6,405</b>
<b>Gifts Of Apparel Accessories</b>	<b>\$35</b>	<b>\$818</b>
<b>Gifts Of Education</b>	<b>\$283</b>	<b>\$6,475</b>
<b>Gifts Of Recreation</b>	<b>\$95</b>	<b>\$2,194</b>
<b>Gifts Of Food And Beverages</b>	<b>\$130</b>	<b>\$2,977</b>
<b>Gifts Of Household Furnishings And Equipment</b>	<b>\$230</b>	<b>\$5,272</b>
<b>Gifts Of Household</b>	<b>\$60</b>	<b>\$1,377</b>
<b>Gifts Of Transportation</b>	<b>\$75</b>	<b>\$1,735</b>
<b>Gifts Elsewhere Unspecified</b>	<b>\$216</b>	<b>\$4,953</b>

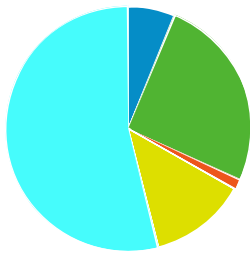
### Gifts(2023)



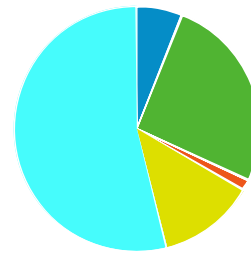
	\$ PER HOUSEHOLD	TOTAL \$000'S
<b>Total</b>	<b>\$1,587</b>	<b>\$38,566</b>
<b>Gifts Of Apparel</b>	<b>\$315</b>	<b>\$7,662</b>
<b>Gifts Of Apparel Accessories</b>	<b>\$40</b>	<b>\$980</b>
<b>Gifts Of Education</b>	<b>\$318</b>	<b>\$7,745</b>
<b>Gifts Of Recreation</b>	<b>\$108</b>	<b>\$2,625</b>
<b>Gifts Of Food And Beverages</b>	<b>\$146</b>	<b>\$3,562</b>
<b>Gifts Of Household Furnishings And Equipment</b>	<b>\$260</b>	<b>\$6,317</b>
<b>Gifts Of Household</b>	<b>\$67</b>	<b>\$1,645</b>
<b>Gifts Of Transportation</b>	<b>\$86</b>	<b>\$2,096</b>
<b>Gifts Elsewhere Unspecified</b>	<b>\$244</b>	<b>\$5,934</b>

### Household Furnishings(2018)

### Household Furnishings(2023)



	\$ PER HOUSEHOLD	TOTAL \$000'S
<b>Total</b>	<b>\$1,974</b>	<b>\$45,178</b>
Household Textiles	\$122	\$2,811
Furniture	\$506	\$11,583
Floor Coverings	\$27	\$627
Major Appliances	\$253	\$5,795
Housewares And Small Appliances	\$1,064	\$24,362



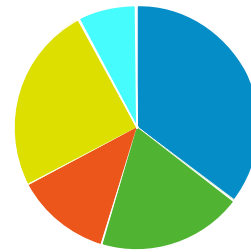
	\$ PER HOUSEHOLD	TOTAL \$000'S
<b>Total</b>	<b>\$2,175</b>	<b>\$52,845</b>
Household Textiles	\$133	\$3,243
Furniture	\$561	\$13,641
Floor Coverings	\$31	\$768
Major Appliances	\$276	\$6,725
Housewares And Small Appliances	\$1,171	\$28,469

### Shelter(2018)



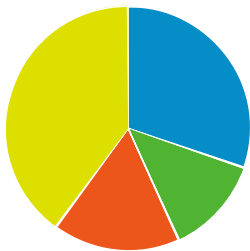
	\$ PER HOUSEHOLD	TOTAL \$000'S
<b>Total</b>	<b>\$11,762</b>	<b>\$269,102</b>
Mortgage Interest	\$4,074	\$93,217
Property Taxes	\$2,222	\$50,836
Miscellaneous Owned Dwelling Costs	\$1,461	\$33,445
Rental Costs	\$3,141	\$71,865
Other Lodging	\$862	\$19,739

### Shelter(2023)



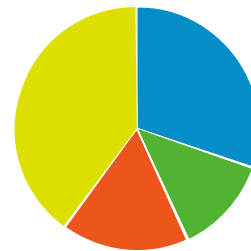
	\$ PER HOUSEHOLD	TOTAL \$000'S
<b>Total</b>	<b>\$12,794</b>	<b>\$310,801</b>
Mortgage Interest	\$4,519	\$109,788
Property Taxes	\$2,476	\$60,169
Miscellaneous Owned Dwelling Costs	\$1,609	\$39,091
Rental Costs	\$3,187	\$77,424
Other Lodging	\$1,001	\$24,330

### Household Operations(2018)



	\$ PER HOUSEHOLD	TOTAL \$000'S
<b>Total</b>	<b>\$1,627</b>	<b>\$37,230</b>
Babysitting And Elderly Care	\$492	\$11,259
Household Services	\$211	\$4,832
Alimony And Child Support	\$274	\$6,280
Household Supplies	\$649	\$14,858

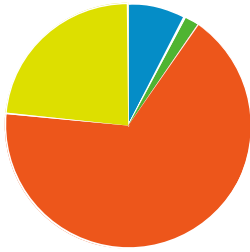
### Household Operations(2023)



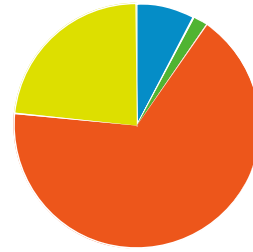
	\$ PER HOUSEHOLD	TOTAL \$000'S
<b>Total</b>	<b>\$1,826</b>	<b>\$44,368</b>
Babysitting And Elderly Care	\$552	\$13,432
Household Services	\$236	\$5,747
Alimony And Child Support	\$308	\$7,491
Household Supplies	\$728	\$17,698

### Personal Care(2018)

### Personal Care(2023)



	\$ PER HOUSEHOLD	TOTAL \$000'S
<b>Total</b>	<b>\$743</b>	<b>\$17,007</b>
<b>Hair Care</b>	<b>\$57</b>	<b>\$1,322</b>
<b>Electric Personal Care Appliances</b>	<b>\$14</b>	<b>\$334</b>
<b>Personal Care Services</b>	<b>\$497</b>	<b>\$11,382</b>
<b>Personal Care Products</b>	<b>\$173</b>	<b>\$3,969</b>



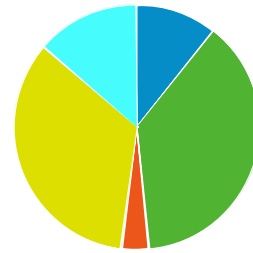
	\$ PER HOUSEHOLD	TOTAL \$000'S
<b>Total</b>	<b>\$804</b>	<b>\$19,545</b>
<b>Hair Care</b>	<b>\$62</b>	<b>\$1,520</b>
<b>Electric Personal Care Appliances</b>	<b>\$15</b>	<b>\$385</b>
<b>Personal Care Services</b>	<b>\$538</b>	<b>\$13,078</b>
<b>Personal Care Products</b>	<b>\$187</b>	<b>\$4,562</b>

#### Utilities(2018)



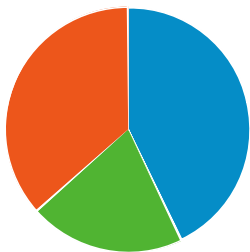
	\$ PER HOUSEHOLD	TOTAL \$000'S
<b>Total</b>	<b>\$4,309</b>	<b>\$98,588</b>
<b>Natural Gas</b>	<b>\$458</b>	<b>\$10,483</b>
<b>Electricity</b>	<b>\$1,632</b>	<b>\$37,355</b>
<b>Fuel Oil And Other Fuels</b>	<b>\$156</b>	<b>\$3,580</b>
<b>Telephone Service</b>	<b>\$1,472</b>	<b>\$33,682</b>
<b>Other Utilities</b>	<b>\$589</b>	<b>\$13,489</b>

#### Utilities(2023)



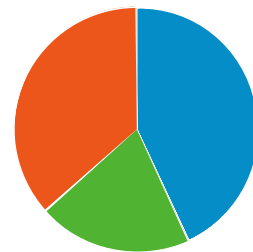
	\$ PER HOUSEHOLD	TOTAL \$000'S
<b>Total</b>	<b>\$4,566</b>	<b>\$110,940</b>
<b>Natural Gas</b>	<b>\$489</b>	<b>\$11,886</b>
<b>Electricity</b>	<b>\$1,722</b>	<b>\$41,840</b>
<b>Fuel Oil And Other Fuels</b>	<b>\$166</b>	<b>\$4,040</b>
<b>Telephone Service</b>	<b>\$1,560</b>	<b>\$37,917</b>
<b>Other Utilities</b>	<b>\$628</b>	<b>\$15,258</b>

#### Reading(2018)



	\$ PER HOUSEHOLD	TOTAL \$000'S
<b>Total</b>	<b>\$127</b>	<b>\$2,910</b>
<b>Newspapers</b>	<b>\$54</b>	<b>\$1,248</b>
<b>Magazines</b>	<b>\$26</b>	<b>\$597</b>
<b>Books</b>	<b>\$46</b>	<b>\$1,065</b>

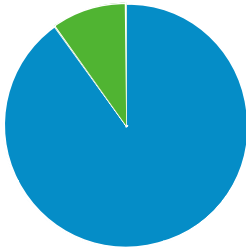
#### Reading(2023)



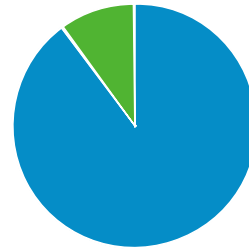
	\$ PER HOUSEHOLD	TOTAL \$000'S
<b>Total</b>	<b>\$138</b>	<b>\$3,366</b>
<b>Newspapers</b>	<b>\$59</b>	<b>\$1,444</b>
<b>Magazines</b>	<b>\$28</b>	<b>\$690</b>
<b>Books</b>	<b>\$50</b>	<b>\$1,232</b>

#### Tobacco(2018)

#### Tobacco(2023)

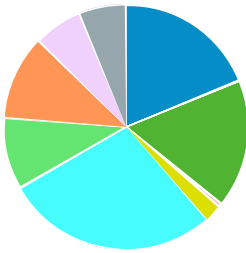


	\$ PER HOUSEHOLD	TOTAL \$000'S
<b>Total</b>	<b>\$351</b>	<b>\$8,047</b>
<b>Cigarettes</b>	<b>\$316</b>	<b>\$7,242</b>
<b>Other Tobacco Products</b>	<b>\$35</b>	<b>\$805</b>



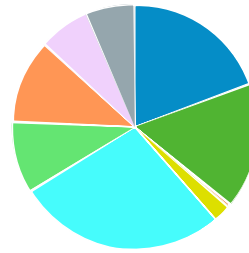
	\$ PER HOUSEHOLD	TOTAL \$000'S
<b>Total</b>	<b>\$359</b>	<b>\$8,739</b>
<b>Cigarettes</b>	<b>\$323</b>	<b>\$7,864</b>
<b>Other Tobacco Products</b>	<b>\$36</b>	<b>\$875</b>

### Transportation(2018)



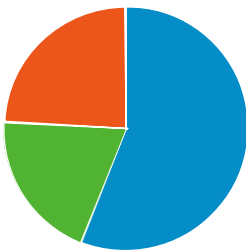
	\$ PER HOUSEHOLD	TOTAL \$000'S
<b>Total</b>	<b>\$10,940</b>	<b>\$250,288</b>
<b>New Vehicle Purchase</b>	<b>\$2,062</b>	<b>\$47,176</b>
<b>Used Vehicle Purchase</b>	<b>\$1,863</b>	<b>\$42,639</b>
<b>Motorcycles (New And Used)</b>	<b>\$46</b>	<b>\$1,054</b>
<b>Vehicle Finance Charges</b>	<b>\$252</b>	<b>\$5,767</b>
<b>Gasoline And Oil</b>	<b>\$3,075</b>	<b>\$70,369</b>
<b>Vehicle Repair And Maintenance</b>	<b>\$1,035</b>	<b>\$23,689</b>
<b>Vehicle Insurance</b>	<b>\$1,215</b>	<b>\$27,816</b>
<b>Public Transportation</b>	<b>\$703</b>	<b>\$16,088</b>
<b>Other Transportation Costs</b>	<b>\$685</b>	<b>\$15,690</b>

### Transportation(2023)



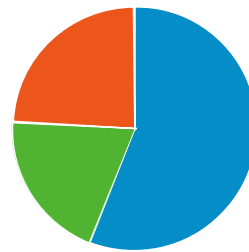
	\$ PER HOUSEHOLD	TOTAL \$000'S
<b>Total</b>	<b>\$11,725</b>	<b>\$284,832</b>
<b>New Vehicle Purchase</b>	<b>\$2,260</b>	<b>\$54,908</b>
<b>Used Vehicle Purchase</b>	<b>\$1,942</b>	<b>\$47,186</b>
<b>Motorcycles (New And Used)</b>	<b>\$48</b>	<b>\$1,187</b>
<b>Vehicle Finance Charges</b>	<b>\$268</b>	<b>\$6,511</b>
<b>Gasoline And Oil</b>	<b>\$3,250</b>	<b>\$78,973</b>
<b>Vehicle Repair And Maintenance</b>	<b>\$1,107</b>	<b>\$26,914</b>
<b>Vehicle Insurance</b>	<b>\$1,294</b>	<b>\$31,440</b>
<b>Public Transportation</b>	<b>\$793</b>	<b>\$19,286</b>
<b>Other Transportation Costs</b>	<b>\$758</b>	<b>\$18,427</b>

### Health Care(2018)



	\$ PER HOUSEHOLD	TOTAL \$000'S
<b>Total</b>	<b>\$4,584</b>	<b>\$104,877</b>
<b>Health Care Insurance</b>	<b>\$2,565</b>	<b>\$58,700</b>
<b>Health Care Services</b>	<b>\$911</b>	<b>\$20,845</b>
<b>Health Care Supplies And Equipment</b>	<b>\$1,107</b>	<b>\$25,332</b>

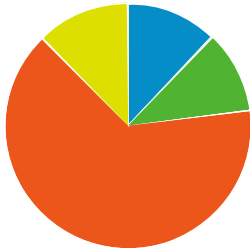
### Health Care(2023)



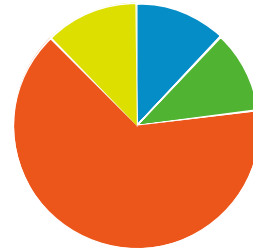
	\$ PER HOUSEHOLD	TOTAL \$000'S
<b>Total</b>	<b>\$4,862</b>	<b>\$118,120</b>
<b>Health Care Insurance</b>	<b>\$2,721</b>	<b>\$66,106</b>
<b>Health Care Services</b>	<b>\$966</b>	<b>\$23,485</b>
<b>Health Care Supplies And Equipment</b>	<b>\$1,174</b>	<b>\$28,529</b>

### Miscellaneous Expenses(2018)

### Miscellaneous Expenses(2023)



	\$ PER HOUSEHOLD	TOTAL \$000'S
<b>Total</b>	<b>\$846</b>	<b>\$19,375</b>
<b>Legal And Accounting</b>	<b>\$102</b>	<b>\$2,336</b>
<b>Funeral And Cemetery</b>	<b>\$93</b>	<b>\$2,137</b>
<b>Finance Charges Excluding Mortgage And Vehicle</b>	<b>\$546</b>	<b>\$12,494</b>
<b>Other Miscellaneous Expenses</b>	<b>\$105</b>	<b>\$2,408</b>



	\$ PER HOUSEHOLD	TOTAL \$000'S
<b>Total</b>	<b>\$907</b>	<b>\$22,055</b>
<b>Legal And Accounting</b>	<b>\$109</b>	<b>\$2,660</b>
<b>Funeral And Cemetery</b>	<b>\$100</b>	<b>\$2,443</b>
<b>Finance Charges Excluding Mortgage And Vehicle</b>	<b>\$585</b>	<b>\$14,212</b>
<b>Other Miscellaneous Expenses</b>	<b>\$112</b>	<b>\$2,740</b>

<b>Personal Insurance(2018)</b>		
	\$ PER HOUSEHOLD	TOTAL \$000'S
		<b>\$421</b>

<b>Personal Insurance(2023)</b>		
	\$ PER HOUSEHOLD	TOTAL \$000'S
		<b>\$475</b>

<b>Contributions(2018)</b>		
	\$ PER HOUSEHOLD	TOTAL \$000'S
		<b>\$2,458</b>

<b>Contributions(2023)</b>		
	\$ PER HOUSEHOLD	TOTAL \$000'S
		<b>\$2,810</b>

Source: Applied Geographic Solutions, 2018

